









Date :- 24/05/2016

FORM A – (For Audit Report with unmodified opinion)

1.	Name of the Company	PLASTIBLENDS INDIA LIMITED
2.	Annual Financial Statement for the year ended	31st March, 2016
3.	Type of Audit observation	Un-qualified
4.	Frequency of observation	N.A.
5.	To be signed by	
	Managing Director	For Plastiblends India Limited  S. V. Kabra Chairman & Managing Director (DIN:- 00015415) 
	CFO	For Plastiblends India Limited  Anand R. Mundra (Chief Financial Officer) 
	Auditor of the Company	For A. G. Ogale & Co. Chartered Accountants  Pramod K. Ogale Partner M. No. 113775 Firm Regn No. 114115W 
	Audit Committee Chairman	For Plastiblends India Limited  Pushp Raj Singhvi (Chairman Audit Committee) (DIN:- 00347511) 

Merging Ideas



PART I

Statement of Standalone Audited Financial Results for the Quarter and Year ended 31st March, 2016

Sr. No.	Particulars	(Rs in Lacs)				
		Quarter Ended			Year Ended	
		31.03.2016 (Audited)	31.12.2015 (Unaudited)	31.03.2015 (Audited)	31.03.2016 (Audited)	31.03.2015 (Audited)
1	Income from Operations					
	(a) Net Sales / Income from Operation (Net of Excise)	14,414.60	12,088.41	12,346.73	51,816.15	49,435.40
	(b) Other Operating Income	-	-	-	-	-
	Total Income from Operations (Net)	14,414.60	12,088.41	12,346.73	51,816.15	49,435.40
2	Expenses					
	a) Cost of Materials consumed	9,746.87	8,555.40	8,379.97	36,281.42	34,284.18
	b) Purchases of stock-in-trade	3.37	9.74	-	21.15	11.19
	c) Changes in inventories of finished goods, work-in-progress and stock-in-trade	353.04	(144.95)	326.61	(161.49)	954.60
	d) Employees benefits expense	586.40	496.40	395.29	2,041.81	1,610.65
	e) Depreciation and amortisation expense	170.33	155.95	138.58	623.50	623.89
	f) Other expenses	1,949.14	1,979.50	1,860.30	7,704.17	7,495.18
	Total Expenses	12,809.15	11,052.04	11,100.75	46,510.56	44,979.69
3	Profit/(Loss) from Operations before other income, finance costs & exceptional items	(1-2)	1,605.45	1,036.37	5,305.59	4,455.71
4	Other Income	86.47	(4.17)	4.23	236.03	185.90
5	Profit/(Loss) from ordinary activities before finance costs and exceptional items	(3 + 4)	1,691.92	1,032.20	5,541.62	4,641.61
6	Finance Costs	90.63	96.45	80.71	354.88	360.28
7	Profit/(Loss) from ordinary activities after finance costs but before exceptional items	(5 - 6)	1,601.29	935.75	5,186.74	4,281.33
8	Exceptional Items	-	-	-	-	-
9	Profit/(Loss) from Ordinary Activities before tax	(7 + 8)	1,601.29	935.75	5,186.74	4,281.33
10	Tax Expense	659.74	50.00	344.02	1,419.74	1,366.91
11	Net Profit/(Loss) from Ordinary Activities after tax	(9 - 10)	941.55	885.75	3,767.00	2,914.42
12	Extra-Ordinary Items (Net of tax expense Rs. Nil)	-	(0.08)	(90.70)	(0.08)	(90.70)
13	Net Profit/(Loss) for the period	(11 - 12)	941.55	885.83	3,767.08	3,005.12
14	Share of Profit/(Loss) of associates*	-	-	-	-	-
15	Minority Interest	-	-	-	-	-
16	Net Profit/(Loss) after taxes, minority interest and share of profit/(loss) of associates	(13 + 14 + 15)	941.55	885.83	3,767.08	3,005.12
17	Paid-up Equity Share Capital (Rs. 5/- each)	649.73	649.73	649.73	649.73	649.73
18	Reserves excluding Revaluation Reserve as per the Balance Sheet of previous accounting year	-	-	-	17,776.44	15,109.32
19.i	Earning Per Share (before extra-ordinary items) (of Rs. 5/- each) (not annualised) :					
	a) Basic	7.25	6.82	7.05	28.99	23.13
	b) Diluted	7.25	6.82	7.05	28.99	23.13
19.ii	Earning Per Share (after extra-ordinary items) (of Rs. 5/- each) (not annualised) :					
	a) Basic	7.25	6.82	7.05	28.99	23.13
	b) Diluted	7.25	6.82	7.05	28.99	23.13

Notes :

- The above results were reviewed by the Audit Committee and approved by the Board of Directors at their meeting held on 24th May, 2016;
- The figures for the previous period are re-classified/ re-arranged / re-grouped, whenever necessary;
- The figures for the quarter ended March 31, 2016 and for the corresponding quarter ended March 31, 2015 are the balancing figures between audited figures in respect of the full financial year and the published year to date figures upto the third quarter of current financial year;
- The Board of Directors did not recommend any final dividend on the equity shares and interim dividend of Rs. 5.75 per share (@ 115 %) and special silver jubilee dividend of Rs. 1.25 per share (@ 25 %) declared by them at meeting held on March 9, 2016 is the dividend on the equity shares of the Company for the financial year ended March 31, 2016;
- The Company is operating only in one segment;
- The tax expense includes deferred tax of Rs. 319.74 Lacs for the quarter and year ended March 31, 2016. (Rs. 19.34 Lacs for the quarter and year ended March 31, 2015.)
- The Company has successfully commenced commercial production in the new manufacturing unit at Palsana, Surat (Gujarat) w.e.f. 25th March, 2016

Place : Mumbai
Date : 24th May, 2016



For and on behalf of the Board of
PLASTIBLENDS INDIA LIMITED
S. V. Kabra
Chairman & Managing Director

Merging Ideas

PLASTIBLENDS INDIA LIMITED
STATEMENT OF ASSETS AND LIABILITIES

(Rs. in Lacs)

	Particulars	As At 31.03.2016	As At 31.03.2015
A	EQUITY & LIABILITIES		
1	SHAREHOLDERS' FUNDS		
	a) Share Capital	649.73	649.73
	b) Reserves & Surplus	17,776.44	15,109.32
	SUB - TOTAL OF SHAREHOLDERS FUNDS	18,426.17	15,759.05
2	NON-CURRENT LIABILITIES		
	a) Long Term Borrowings	3,409.56	-
	b) Deferred Tax Liabilities (Net)	1,108.05	788.31
	c) Other Long Term Liability	1,952.65	1,507.91
	SUB - TOTAL NON-CURRENT LIABILITIES	6,470.26	2,296.22
3	CURRENT LIABILITIES		
	a) Short-Term Borrowings	4,839.76	2,029.99
	b) Trade Payables	4,965.29	2,880.51
	c) Other current Liabilities	798.97	1,371.42
	d) Short-Term Provisions	612.36	1,417.22
	SUB - TOTAL CURRENT LIABILITIES	11,216.38	7,699.14
	TOTAL- EQUITY & LIABILITIES	36,112.81	25,754.41
B	ASSETS		
1	NON-CURRENT ASSETS		
	a) Fixed Assets	15,240.45	7,760.98
	b) Non Current Investments	310.68	330.86
	c) Other Non-Current Assets	368.04	237.81
	SUB-TOTAL NON-CURRENT ASSETS	15,919.17	8,329.65
2	CURRENT ASSETS		
	a) Inventories	5,687.76	4,451.62
	b) Trade Receivables	10,805.30	9,247.20
	c) Cash & Cash Equivalents	268.39	282.83
	d) Short Term Loans & Advances	3,020.55	2,354.17
	e) Other Current Assets	411.64	1,088.94
	SUB-TOTAL CURRENT ASSETS	20,193.64	17,424.76
	TOTAL - ASSETS	36,112.81	25,754.41

PLASTIBLENDS INDIA LIMITED

S. Prabhakar
Chairman & Managing Director

Date :- 24/05/2016



Merging Ideas

A.G. OGALE & CO.

Chartered Accountants,

365/38, Ganesh Prasad,
Ekbote Colony, Shankar Sheth Road,
Pune 411 042. Tel : (020) 24321826

**AUDITOR'S REPORT ON QUARTERLY FINANCIAL RESULTS AND YEAR TO DATE
RESULTS OF THE COMPANY PURSUANT TO THE REGULATION 33 OF THE SEBI
(LISTING OBLIGATIONS AND DISCLOSURE REQUIREMENTS) REGULATIONS, 2015**

To, The Board of Directors
Plastiblends India Ltd.
Mumbai

We have audited the quarterly financial results of **Plastiblends India Limited** for the quarter ended **31st March, 2016** and the year to date results for the period **1st April, 2015 to 31st March, 2016**, attached herewith, being submitted by the company pursuant to the requirement of Regulation 33 of the SEBI (Listing Obligations and Disclosure Requirements) Regulations, 2015. These quarterly financial results as well as the year to date financial results have been prepared on the basis of the interim financial statements, which are the responsibility of the company's management. Our responsibility is to express an opinion on these financial results based on our audit of such interim financial statements, which have been prepared in accordance with the recognition and measurement principles laid down in Accounting Standard for Interim Financial Reporting (AS 25 / Ind AS 34), prescribed, under Section 133 of the Companies Act, 2013 read with relevant rules issued there under; or by the Institute of Chartered Accountants of India, as applicable and other accounting principles generally accepted in India.

We conducted our audit in accordance with the auditing standards generally accepted in India. Those standards require that we plan and perform the audit to obtain reasonable assurance about whether the financial results are free of material misstatement(s). An audit includes examining, on a test basis, evidence supporting the amounts disclosed as financial results. An audit also includes assessing the accounting principles used and significant estimates made by management. We believe that our audit provides a reasonable basis for our opinion.

In our opinion and to the best of our information and according to the explanations given to us these quarterly financial results as well as the year to date results :

- (i) are presented in accordance with the requirements of Regulation 33 of the SEBI (Listing Obligations and Disclosure Requirements) Regulations, 2015 in this regard; and
- (ii) give a true and fair view of the net profit and other financial information for the quarter ended 31st March, 2016 as well as the year to date results for the period from 1st April, 2015 to 31st March, 2016.

Place: Mumbai
Date: 24/05/2016



FOR **A.G. OGALE & CO.**
Chartered accountants


CA. Pramod K. Gugale
Partner

M. No. 113775
Firm Regn. No.
114115W