

May 03, 2023

To,  
**Department of Corporate Services  
BSE Limited**  
Floor 25, Phiroze Jeejeebhoy Tower,  
Dalal Street,  
Mumbai – 400 001

To,  
**Corporate Relation Department  
National Stock Exchange of India Limited**  
Exchange Plaza, 5<sup>th</sup> Floor, Plot No. C/1,  
G- Block, Bandra Kurla Complex,  
Bandra (East), Mumbai- 400 051

Re. : **Scrip Code : 523648**

Re. : **Stock Code : PLASTIBLEN**

Sub. : **Outcome of Board Meeting of the Company held on May 3, 2023**

Dear Sir / Madam,

In continuation of our letter dated April 24, 2023 and in terms of the provisions of Regulation 30 and Regulation 33 of SEBI (Listing Obligation & Disclosure Requirements) Regulations, 2015, we wish to inform that the Board of Director of the Company at its meeting held today, inter alia has :

1. Considered and approved Audited Financial Results (Standalone) for the Quarter and financial year ended March 31, 2023, a copy whereof along with Auditors Report and Press Release is enclosed herewith. The said financial results are being uploaded on the website of the Company [www.plastiblends.com](http://www.plastiblends.com) and will published in newspapers as per the requirements of SEBI Listing Regulation.

In this respect, pursuant to Regulation 33(3)(d), we hereby declare that Statutory Auditors have given an unmodified audit report on audited standalone financial results of the Company for the year ended March 31, 2023.

2. Recommended a dividend of Rs. 4/- per equity share @ 80% (previous year Rs. 4 per share i.e. @ 80%) for the financial year ended March 31, 2023, subject to member's approval.
3. Based on recommendation of Nomination and Remuneration Committee, considered and approved, subject to member's approval, re-appointment of Shri Satyanarayan G. Kabra (DIN: 00015930) as Chairman & Managing Director of the Company for a period of five years from 1<sup>st</sup> July, 2023 to 30<sup>th</sup> June, 2028. The details required under SEBI Circular No. CIR/CFD/CMD/4/2015 dated September 9, 2015 along with the brief profile is given in Annexure A to this letter.

The meeting of the Board of Directors concluded at 7:50 p.m.

Kindly take the above submission on your record.

Thanking you,  
Yours truly,  
For **Plastiblends India Limited**

**Himanshu Mhatre**  
Company Secretary

Encl. : as above

Merging Ideas

**ANNEXURE B**

<b>Sr. No.</b>	<b>Particulars</b>	<b>Remarks</b>
1.	Name of the Director	Shri Satyanarayan G. Kabra
2.	Reason for Change viz., appointment, <del>resignation, removal, death or otherwise</del>	Re-appointment of Shri Satyanarayan Gopilal Kabra (DIN : 00015930) as Chairman and Managing Director of the Company for a period of five (5) years with effect from July 1, 2023 to 30 <sup>th</sup> June, 2028.
3.	Date of re-appointment and Term of appointment	w.e.f. July 1, 2023 As approved by the Board of Directors subject to the approval of the shareholders of the Company.
4.	Brief profile	Extensive experience of plastic industry and promoter of Kolsite Group companies.
5	Disclosure of relationship between directors (in case of appointment of a Director)	Related to Shri Shreevallabh G. Kabra (Brother) and Shri Varun S. Kabra (Son) Smt Jyoti V. Kabra (Daughter in law)
6	Information as required pursuant to BSE Circular with ref. no. LIST/COMP/14/2018-19 and the National Stock Exchange of India Ltd. With ref. no. NSE/CML/2018/24, dated 20 <sup>th</sup> June, 2018.	Shri Satyanarayan G. Kabra is not debarred from holding the office of Director by virtue of any SEBI order or any other such authority.

Statement of Audited Financial Results for the Quarter and Year ended 31st March 2023						Rs. In Lakhs except EPS
SN	Particulars	Three Months Ended			Year Ended	Year Ended
		31-Mar-23	31-Dec-22	31-Mar-22	31-Mar-23	31-Mar-22
		(Audited)	(UnAudited)	(Audited)	(Audited)	(Audited)
I	Revenue from Operations	19,796.96	18,602.10	21,883.92	76,851.52	71,763.29
II	Other Income	(129.83)	176.96	221.50	521.04	593.87
III	<b>TOTAL INCOME (I +II)</b>	<b>19,667.14</b>	<b>18,779.06</b>	<b>22,105.42</b>	<b>77,372.56</b>	<b>72,357.16</b>
IV	<b>EXPENSES</b>					
	Cost of Material Consumed	15,022.19	13,777.73	16,348.79	58,870.38	54,449.00
	Purchase of Stock in trade	-	-	-	1.40	-
	Changes in Inventories of finished goods, Stock in Trade and work in Progress	(85.25)	775.31	517.30	431.87	(442.96)
	Employee Benefit Expenses	924.81	922.33	876.53	3,636.73	3,442.02
	Finance Costs	30.17	74.13	87.83	211.64	309.80
	Depreciation and Amortisation Expense	406.05	426.57	389.94	1,643.45	1,609.22
	Other Expenses	2,155.74	2,330.96	2,338.84	8,928.43	8,092.30
	<b>TOTAL EXPENSES (IV)</b>	<b>18,453.70</b>	<b>18,307.03</b>	<b>20,559.22</b>	<b>73,723.90</b>	<b>67,459.37</b>
V	<b>Profit before Exceptional Items and Tax (III)-(IV)</b>	<b>1,213.44</b>	<b>472.03</b>	<b>1,546.20</b>	<b>3,648.66</b>	<b>4,897.78</b>
VI	<b>Exceptional Items</b>	-	-	-	-	-
VII	<b>Profit before Tax Expenses (V - VI)</b>	<b>1,213.44</b>	<b>472.03</b>	<b>1,546.20</b>	<b>3,648.66</b>	<b>4,897.78</b>
VIII	<b>Tax Expenses</b>					
	Current Tax	341.01	102.78	332.51	1,000.89	1,273.47
	Deferred Tax	3.34	(27.93)	(23.87)	(12.93)	(45.58)
	Income tax adjustment for earlier years	-	-	-	(24.41)	-
IX	<b>Net Profit for the period (VII - VIII)</b>	<b>869.09</b>	<b>397.18</b>	<b>1,237.56</b>	<b>2,685.10</b>	<b>3,669.90</b>
X	<b>Other Comprehensive Income</b>					
	A (i) Items that will not be reclassified to profit & Loss	(5.99)	953.86	441.57	(327.42)	2,883.97
	(ii) Income Tax Relating to Items that will not be reclassified to profit & Loss	(2.36)	(106.84)	(362.05)	34.42	(377.83)
	(ii) Income tax relating to items that will not be reclassified to profit or loss	-	-	-	-	-
	B (i) Items that will be reclassified to profit & Loss	-	-	-	-	-
	(ii) Income Tax Relating to Items that will be reclassified to profit & Loss	-	-	-	-	-
	(ii) Income tax relating to items that will be reclassified to profit or loss	-	-	-	-	-



Merging Ideas

**Statement of Audited Financial Results for the Quarter and Year ended 31st March 2023**
**Rs. In Lakhs  
except EPS**

SN	Particulars	Three Months Ended			Year Ended	Year Ended
		31-Mar-23	31-Dec-22	31-Mar-22	31-Mar-23	31-Mar-22
		(Audited)	(UnAudited)	(Audited)	(Audited)	(Audited)
	Other Comprehensive Income for the period	(8.34)	847.02	79.52	(293.00)	2,506.14
	Total Comprehensive Income for the period (IX + X)	860.75	1,244.20	1,317.09	2,392.10	6,176.04
	Paid up Equity Share Capital (Face Value of Rs. 5 each)	1,299.46	1,299.46	1,299.46	1,299.46	1,299.46
	Earnings Per Equity Share (Face Value Rs. 5 each) (Not Annualised)					
	Basic	3.34	1.53	4.76	10.33	14.12
	Diluted	3.34	1.53	4.76	10.33	14.12

- The above results were reviewed and recommended by the Audit Committee and approved by the Board of Directors at their meeting held on 3rd May 2023.
- The above Financial results have been prepared in accordance with Indian Accounting Standards as prescribed under section 133 of Companies Act, 2013 as amended, read with relevant rules issued thereunder and other accounting principles generally accepted in India.
- The Board of Director has recommended dividend of Rs. 4 per share i.e. @ 80% (Previous year Rs. 4 per share @ 80%).
- The financial figures of last quarter ended 31st March 2023 are balancing figures between audited financial figures in respect of financial year ended 31st March 2023 and published year to date figures upto 31st December 2022, which were subject to Limited Review.
- The Company is operating only in one segment, namely - Masterbatches.
- Previous Year / Quarter figures have been regrouped and rearranged wherever necessary to make them comparable.

Place : Mumbai  
Date : 3rd May 2023



For and on behalf of the Board  
**Plastiblends India Limited**

  
S.N. Kabra  
Chairman & Managing Director



Merging Ideas

**Statement of Assets and Liabilities**
*(Rs. in Lakhs)*

Particulars	As at 31st Mar 23 (Audited)	As at 31st Mar 22 (Audited)
<b>ASSETS</b>		
<b>Non-Current assets</b>		
Property Plant and Equipment (includes leased assets)	17,864.12	18,711.81
Capital Work-in-Progress	12.14	247.24
Investment Properties	203.65	207.41
Intangible Assets	4.73	12.70
Intangible Assets Under Development	8.60	-
Financial Assets		
Investments	4,006.55	4,377.25
Loans	7.50	3.70
Other Assets	352.22	327.22
<b>Total Non - Current Assets</b>	<b>22,459.51</b>	<b>23,887.32</b>
<b>Current Assets</b>		
Inventories	12,163.04	13,591.84
Financial Assets		
Investments	2,715.87	700.00
Trade receivables	9,112.01	11,933.66
Cash and cash equivalents	179.22	92.57
Bank Balances other than Cash and Cash Equivalents	70.86	74.76
Loans	26.19	26.90
Other Assets	374.95	410.65
Other current assets	1,335.30	1,071.08
Assets held for sale	7.84	-
<b>Total Current Assets</b>	<b>25,985.26</b>	<b>27,901.46</b>
<b>Total Assets (1+2)</b>	<b>48,444.77</b>	<b>51,788.79</b>
<b>EQUITY AND LIABILITIES</b>		
<b>EQUITY</b>		
Equity Share capital	1,299.46	1,299.46
Other Equity	38,200.47	36,847.94
<b>Total Equity</b>	<b>39,499.93</b>	<b>38,147.40</b>
<b>LIABILITIES</b>		
<b>Non-Current Liabilities</b>		
Financial Liabilities		
Lease Liabilities	683.27	1,122.95
Other Liabilities	1,070.72	1,394.91
Provisions	266.31	304.94
Deferred tax liabilities (Net)	1,495.61	1,543.11
Other Non Current Liabilities	29.76	34.02
<b>Total Non Current Liabilities</b>	<b>3,545.65</b>	<b>4,399.92</b>
<b>Current Liabilities</b>		
Financial Liabilities		


**Merging Ideas**






Particulars	As at 31st Mar 23 (Audited)	As at 31st Mar 22 (Audited)
Borrowings	-	3,356.05
Lease Liabilities	187.98	190.43
Trade payables	-	-
Total outstanding dues of micro and small enterprises	68.66	20.06
Total outstanding dues of creditors other than micro and small enterprises	2,733.48	2,357.38
Other Liabilities	2,013.61	2,688.47
Other Current Liabilities	232.71	441.34
Provisions	97.18	54.93
Current Tax Liabilities (Net)	65.55	132.81
<b>Total Current Liabilities</b>	<b>5,399.18</b>	<b>9,241.47</b>
<b>Total Equity and Liabilities</b>	<b>48,444.77</b>	<b>51,788.79</b>

Previous Year / Quarter figures have been regrouped and rearranged wherever necessary to make them comparable.

Place : Mumbai  
Date : 3rd May 2023

For and on behalf of the Board of  
**Plastiblends India Limited**

  
S.N. Kabra  
Chairman & Managing Director

**Cash Flow Statement for Year ended 31st Mar 2023:**

Rs. in Lakhs

Particulars	For the year ended Mar 31, 2023	For the year ended March 31, 2022
<b>A. Cash flow from operating activities</b>		
Net Profit / (Loss) before extraordinary items and tax	3,648.66	4,897.78
<u>Adjustments for:</u>		
Depreciation and amortisation	1,643.45	1,609.22
Unrealized Exchange rate (gain)/loss	(4.25)	(344.28)
Interest income	(48.34)	(10.77)
Interest income / expenses on deferred lease and deposits	(5.06)	-
Rent received	(53.35)	(52.70)
Provision for doubtful trade and other receivables	(130.54)	135.67
Other provisions written back	(32.77)	(207.43)
(Gain) / Loss on Sale of Fixed Assets	(0.00)	12.15
Finance cost	127.13	293.19
Finance cost on Right of Use assets	84.51	-
Loss / (Gain) on sale of investment	(51.14)	(0.02)
Dividend Income	(24.82)	(20.68)
Provision for inventories	(3.70)	12.70
(Gain)/Loss on Fair Valuation of Investments	(11.77)	(2.19)
Sundry Balances Written Off	11.29	-
Net Gain on Derecognition of Financial Assets	(12.75)	-
Rent paid against ROU assets	(277.26)	-
Deferment of Government Subsidy	-	-
	<b>1,210.61</b>	<b>1,424.86</b>
Operating profit / (loss) before working capital changes	<b>4,859.27</b>	<b>6,322.64</b>
<u>Changes in working capital:</u>		
(Increase) / Decrease in inventories	1,432.51	(1,194.02)
(Increase) / Decrease in trade receivables	2,950.30	(2,420.12)
(Increase) / Decrease in current loans	0.72	14.81
(Increase) / Decrease in other current financial asset	44.50	(173.35)
(Increase) / Decrease in other current assets	(264.24)	438.42
(Increase) / Decrease in other bank balances	-	-
(Increase) / Decrease in non-current loans	(3.80)	2.60
(Increase) / Decrease in other non-current assets	-	-
(Increase) / Decrease in other non-current financial assets	(25.00)	(14.77)
Increase / (Decrease) in trade payables	424.71	(62.70)
Increase / (Decrease) in other current financial liabilities	(671.51)	-
Increase / (Decrease) in other current liabilities	(201.52)	14.21
Increase / (Decrease) in other non-current financial liabilities	(324.19)	(218.50)
Increase / (Decrease) in short-term provision	42.25	18.68
Increase / (Decrease) in other non current liabilities	-	(4.26)
Increase / (Decrease) in lease liability	49.38	-
Increase / (Decrease) in long-term provision	(38.63)	14.35
<b>Cash generated from operations</b>	<b>3,415.46</b>	<b>(3,584.66)</b>
Net income tax (paid) / refunds	(1,043.74)	(1,193.50)
<b>Net cash flow from / (used in) operating activities</b>	<b>7,230.99</b>	<b>1,544.49</b>
<b>B. Cash flow from investing activities</b>		
Capital expenditure on property plant and equipment	(812.65)	(568.83)
Gain / (Loss) on sale of assets	-	-

Particulars	For the year ended Mar 31, 2023	For the year ended March 31, 2022
Sale proceeds of assets sold	0.29	8.77
Gain / (Loss) on sale of investments	51.14	0.02
Increase in current investments	(2,004.10)	-
Interest received	48.34	10.64
Rent received	53.35	52.70
Dividend Received	24.82	20.68
Deferment of Government Subsidy	-	-
Increase/(Decrease)in non current investments	-	-
Redemption of Investment	21.14	-
<b>Net cash flow from / (used in) investing activities</b>	<b>(2,617.67)</b>	<b>(476.02)</b>
<b>C. Cash flow from financing activities</b>		
Finance costs	(127.13)	(276.58)
Decrease in Current Maturity of Long Term Borrowing	-	-
Increase / Decrease in long term borrowings	-	-
Borrowings / (Repayment) (Net) short term	(3,356.05)	165.33
Principal portion of lease liability	-	-
Dividends including dividend distribution tax	(1,043.49)	(1,059.58)
<b>Net cash flow from / (used in) financing activities</b>	<b>(4,526.67)</b>	<b>(1,170.83)</b>
<b>Net increase / (decrease) in Cash and cash equivalents</b>	<b>86.65</b>	<b>(102.37)</b>
Cash and cash equivalents at the beginning of the year	92.57	194.94
<b>Cash and cash equivalents at the end of the year</b>	<b>179.22</b>	<b>92.57</b>
Note A: Reconciliation of cash and cash equivalents as per the Statement of cash flows:		
<b>Components of cash and cash equivalents</b>		
Cash on hand	0.65	0.86
Balances with banks in current accounts	178.57	91.71
<b>Balance as per Statement of Cash Flows</b>	<b>179.22</b>	<b>92.57</b>
Note B: The above Statement of Cash Flows has been prepared under the 'Indirect Method' as set out in Ind AS 7, 'Statement of Cash Flows'.		
Note C: Previous Year / Quarter figures have been regrouped and rearranged wherever necessary to make them comparable.		
Place : Mumbai		
Date : 3rd May 2023		
For and on behalf of the Board of Plastiblends India Limited		
S.N. Kabra Chairman & Managing Director		





# KIRTANE & PANDIT LLP

**Independent Auditor's Report on Audit of Annual Financial Results of  
Plastiblends India Limited for quarter and year ended March 31, 2023  
(Pursuant to the Regulation 33 of the SEBI (Listing Obligations and Disclosure Requirements)  
Regulations, 2015 ( as amended)**

**To the Board of Directors of  
Plastiblends India Limited**

## **Opinion**

We have audited the accompanying annual financial results of **Plastiblends India Limited** ("The Company") for the quarter and the year ended March 31, 2023 attached herewith, being submitted by the Company pursuant to the requirement of Regulation 33 of the SEBI (Listing Obligations and Disclosure Requirements) Regulations, 2015, as amended (the "Listing Regulations")

In our opinion and to the best of our information and according to the explanations given to us, these financial results:

- i. are presented in accordance with the requirements of the Regulation 33 of Listing Regulations in this regard ; and
- ii. give a true and fair view in conformity with the recognition and measurement principles laid down in applicable Indian Accounting Standards and other accounting principles generally accepted in India of the net profits and other comprehensive income and other financial information for the quarter and year ended 31<sup>st</sup> March, 2023.

## **Basis for Opinion**

We conducted our audit in accordance with the Standards on Auditing (SAs) specified under section 143(10) of the Companies Act, 2013 ("the Act"). Our responsibilities under those Standards are further described in the "Auditor's Responsibilities for the Audit of the Financial Results" section of our report.

**Kirtane & Pandit LLP**  
**Chartered Accountants**

Pune | Mumbai | Nashik | Bengaluru | Hyderabad | New Delhi

Regd. Office : 5<sup>th</sup> Floor, Wing A, Gopal House, S.No. 127/1B/1, Plot A1, Opp. Harshal Hall, Kothrud, Pune – 411 038, India | Tel : +91 20-67295100 / 25433104  
www.kirtanepandit.com | Email : kpca@kirtanepandit.com



We are independent of the Company in accordance with the Code of Ethics issued by the Institute of Chartered Accountants of India together with the ethical requirements that are relevant to our audit of the financial results under the provisions of Companies Act 2013 and the Rules thereunder, and we have fulfilled our other ethical responsibilities in accordance with these requirements and the Code of Ethics. We believe that the audit evidence obtained by us is sufficient and appropriate to provide a basis for our opinion.

### **Management's Responsibilities for the Annual Financial Results**

These annual financial results have been prepared on the basis of interim financial statements. The Board of Directors of the Company are responsible for the preparation and presentation of the annual financial results that gives a true and fair view of the net profit and other comprehensive income and other financial information in accordance with recognition and measurement principles laid down in Indian Accounting standard 34 'Interim financial reporting' prescribed under Section 133 of the Act read with relevant rules issued thereunder and other accounting principles generally accepted in India and in compliance with Regulation 33 of the Listing Regulations. This responsibility also includes maintenance of adequate accounting records in accordance with the provisions of the Act for safeguarding of the assets of the Company and for preventing and detecting frauds and other irregularities; selection and application of appropriate accounting policies; making judgments and estimates that are reasonable and prudent; and the design, implementation and maintenance of adequate internal financial controls, that were operating effectively for ensuring the accuracy and completeness of the accounting records, relevant to the preparation and presentation of the financial results that give a true and fair view and are free from material misstatement, whether due to fraud or error.

In preparing the financial results, the Board of Directors are responsible for assessing the Company's ability to continue as a going concern, disclosing, as applicable, matters related to going concern and using the going concern basis of accounting unless the Board of Directors either intends to liquidate the Company or to cease operations, or has no realistic alternative but to do so.

The Board of Directors are also responsible for overseeing the Company's financial reporting process.

### **Auditor's Responsibilities for the Audit of the Annual Financial Results**

Our objectives are to obtain reasonable assurance about whether the annual financial results as a whole are free from material misstatement, whether due to fraud or error, and to issue an auditor's report that includes our opinion. Reasonable assurance is a high level of assurance, but is not a guarantee that an audit conducted in accordance with SAs will always detect a material misstatement when it exists. Misstatements can arise from fraud or error and are considered material if, individually or in the aggregate, they could reasonably be expected to influence the economic decisions of users taken on the basis of the financial results.

As part of an audit in accordance with SAs, we exercise professional judgment and maintain professional skepticism throughout the audit. We also:

- Identify and assess the risks of material misstatement of the annual financial results, whether due to fraud or error, design and perform audit procedures responsive to those risks, and obtain audit evidence that is sufficient and appropriate to provide a basis for our opinion. The risk of not detecting a material misstatement resulting from fraud is higher than for one resulting from error, as fraud may involve collusion, forgery, intentional omissions, misrepresentations, or the override of internal control.
- Obtain an understanding of internal control relevant to the audit in order to design audit procedures that are appropriate in the circumstances. But not for the purpose of expressing an opinion of effectiveness of company's internal controls.
- Evaluate the appropriateness of accounting policies used and the reasonableness of accounting estimates and related disclosures made by the Board of Directors.
- Conclude on the appropriateness of the Board of Directors' use of the going concern basis of accounting and, based on the audit evidence obtained, whether a material uncertainty exists related to events or conditions that may cast significant doubt on the Company's ability to continue as a going concern. If we conclude that a material uncertainty exists, we are required to draw attention in our auditor's report to the related disclosures in the annual financial results or, if such disclosures are inadequate, to modify our opinion. Our

conclusions are based on the audit evidence obtained up to the date of our auditor's report. However, future events or conditions may cause the Company to cease to continue as a going concern.

- Evaluate the overall presentation, structure and content of the annual financial results, including the disclosures, and whether the annual financial results represent the underlying transactions and events in a manner that achieves fair presentation.

We communicate with those charged with governance regarding, among other matters, the planned scope and timing of the audit and significant audit findings, including any significant deficiencies in internal control that we identify during our audit.

We also provide those charged with governance with a statement that we have complied with relevant ethical requirements regarding independence, and to communicate with them all relationships and other matters that may reasonably be thought to bear on our independence, and where applicable, related safeguards.

#### **Other Matter**

The annual financial results include the results for the quarter ended March 31, 2023 being the balancing figure between the audited figures in respect of the full financial year ended March 31, 2023 and the published unaudited year-to-date figures up to December 31, 2022, being the third quarter of the current financial year, which were subjected to a limited review by us.

Our report on the Statement is not modified in respect of this matter.

#### **For Kirtane & Pandit LLP**

Chartered Accountants

Firm Registration No.105215W/W100057

  
**Parag Pansare**

Partner

Membership No.: 117309

UDIN: 23117309B6QVXP7987



Mumbai, May 03, 2023



## PRESS RELEASE

Mumbai, India: May 3, 2023

**Plastiblends India Ltd** (BSE code: 523648, NSE: PLASTIBLEN), India's premier Masterbatch Manufacturing Company, announced its Financial Results for the fourth quarter and financial year ended 31<sup>st</sup> March, 2023.

### HIGHLIGHTS OF YEARLY PERFORMANCE

(Rs. in lakhs)

Particulars	Quarterly				Yearly	
	Q4 FY23	Q3 FY23	% Q-o-Q	Q4 FY22	FY23	FY22
Revenue from Operations	19,796.96	18,602.10	6.42%	21,883.92	76,851.52	71,763.29
EBITDA	1,649.65	972.73	69.59%	2,023.97	5,503.74	6,816.80
EBITDA Margin %	8.33%	5.23%	↑ 310 bps	9.25%	7.16%	9.50%
PBT	1,213.44	472.03	157.07%	1,546.20	3,648.66	4,897.78
PBT Margin	6.13%	2.54%	↑ 359 bps	7.07%	4.75%	6.82%
PAT	869.09	397.18	118.82%	1,237.56	2,685.10	3,669.90
PAT Margin %	4.39%	2.14%	↑ 225 bps	5.66%	3.49%	5.11%

- Highest ever revenue from operations of Rs 76,852 lakhs in the history of the Company.
- The Board of Directors has recommended dividend of Rs. 4 per share i.e. @ 80 % (previous year Rs. 4 per share i.e. @ 80 %)
- With returning of stability and sanity in highly fluctuating raw material prices, focus on cost optimisation and operational efficiencies, PBT margin in Q4 has increased by 359 bps as compared to sequential quarter Q3.
- Post COVID global economic downturn has made economic environment very challenging. There was intense competition and pricing pressure from established and new players and Company had strategically decided to absorb input price rise during the year.
- The demand has been adversely impacted by geopolitical crisis, supply chain reorientation, global inflation and tight monetary regulation and the global uncertainty.

- Due to financial discipline and effective working capital management,
  - ✓ As of 31<sup>st</sup> Mar 23, there is no bank borrowings (Rs. 3356 lakhs as of 31<sup>st</sup> Mar 22) .
  - ✓ As of 31<sup>st</sup> Mar 23, there is current investment of Rs 2716 lakhs mainly in liquid mutual fund.
  - ✓ In FY 22-23, Rs. 813 lakhs is capital expenditure on account of land & building, plant and equipment.

### Engineering Plastics Compounds

- Since last year Company ventured into Engineering Plastics Compounds and have developed various grades for various applications in automobile, electrical & electronics etc. Approvals from several OEM and tier-1 manufacturers have been received and many are under process. The performance till now promises bright future ahead.
- Engineering Plastic division witnessed robust growth of 527 % in FY 22-23 and growth momentum is expected to remain strong in time to come. Since inception i.e. almost more than 3 decades Company is enjoying status of brand leader and market leader and by foraying into Engineering plastics division it will further gain market share .
- Considering the strong positive response which Company is receiving in Engineering Plastics Compounds, we are contemplating expansion in near future.

Commenting on the performance, Shri S. N. Kabra, Chairman & Managing Director said, “We have achieved highest ever revenue from operations in history of company which is a milestone.

We are pleased to inform you that company has recently made a strategic investment in acquiring adjoining land & building at Daman. Since the present capacity at Daman is utilised to maximum extent, this purchase in adjoining area will enable us to expand our operations in near future.

Infrastructure revolution along with government schemes like Har Ghar Jal (Jal Jeevan Mission), Atmanibhar Bharat, will be helpful in boosting the growth momentum in future.

We would continue to generate strong cash flow which will enable us to explore the opportunities and create value for shareholders.”

## About Plastiblends India Limited

Plastiblends India Limited is into manufacturing of Masterbatches.

Masterbatches find applications in various plastic processing industries such as Flexible Packaging (FMCG, Package and Fast Food, Shopping Bags, etc.), Consumer Durable (Electronic Appliances, Furniture, Toys, Luggage, House ware etc.) Health Care, Agriculture, Irrigation, Piping, Textiles, Telecom, Infrastructure etc.

Plastiblends has wide range of Masterbatches like White/Black/Colour/Additive/Filler. Plastiblends is the Largest Player in Masterbatch Segment enjoying the market/brand leader status since inception.

Plastiblends has world class manufacturing facilities at-Daman (UT), Roorkee (Uttarkhand), Palsana (Surat - Gujarat).

For more log on to [www.plastiblends.com](http://www.plastiblends.com)

For More Information Contact :	
Secretarial Department	
Himanshu Mhatre Company Secretary	Call :- 022-67205200 Email :- hmhatre@kolsitegroup.com

## Safe Harbor Statement

Statements in this presentation describing the Company's performance may be "forward looking statements" within the meaning of applicable securities laws and regulations. Actual results may differ materially from those directly or indirectly expressed, inferred or implied. Important factors that could make a difference to the Company's operation include, among others, economic conditions affecting demand/supply and price conditions in the domestic and overseas markets in which the Company operates, changes in or due to the environment, Government regulations, laws, statutes, judicial pronouncements and/or other incidental factors.